


Be a poison safety expert!

Draw a line from the poisons to where that poison can be found at home.




bathroom



kitchen



garage



outdoors

Be a poison detective!

Color the items that could be poison.



2

ANSWERS: nail polish, lipstick, lipstick, hand soap, medicine, medicine, dishwashing liquid.

Stay away from poisons.

Follow the maze from *START* to *FINISH*, but avoid the poisons along the way!

The maze is a square grid with various paths and dead ends. The start is on the left side, marked with a blue spray bottle and the word "start". The finish is on the bottom right, marked with a blue square containing the number "3" and the word "finish".

Obstacles (poisons) are placed within the maze:

- A red gas can on the left side.
- A white detergent bottle in the center.
- A purple hand sanitizer bottle in the top center.
- A pill container on the right side.
- Mushrooms at the bottom center.

Some items in your home seem safe, but are potentially poisonous.

Search for the harmful substances that could be bad for our health.

H T P F I K W N L S M N P S O A P W
U H P W S A K D E I Z B S D U E J G
J P S E T Y H S A W H T U O M U E S
E U I N N B F H A I R S P R A Y S R
T E D I A S N I M A T I V T I L L E
O K I C L I E F D N I R I P S A O N
O A A I P O D D A V T Q M O T P H A
T M P D D K T Z B I N K E Y E E O E
H V E E R G A S O L I N E V N T C L
P Y R M G B C D T W A D D L G F L C
A T C G E R B X H O P E Y F A O A Y
S P R U Q U E M U F R E P F M O A U
T M E O M A L P W R L A J I E D U T
E W A L E B U G S P R A Y O S O F L
N Y M C S E I R E T T A B F R B W C

ALCOHOL
ASPIRIN
BATTERIES
BUG SPRAY

CLEANERS
DIAPER CREAM
GASOLINE
GLUE
HAIR SPRAY

MAGNETS
MAKE UP
MEDICINE
MOUTHWASH
PAINT

PERFUME
PET FOOD
PLANTS
SOAP
TOOTHPASTE
VITAMINS

Many cleaning products are made of dangerous chemicals.

Unscramble the letters to discover the cleaning products that could make you sick.

1

BALHEC



2

SIHD APOS



3

TREIUNFUR OPHISL



4

NDAH

ATEZNRIS



5

LIEOTT

LWBO

LECANRE



6

ULRANYD

SDPO



7

CNNAGIEL

SEIPW

8

IRA


ENRHREFES



ANSWERS: 1. Bleach, 2. Dish soap, 3. Furniture polish, 4. Hand sanitizer, 5. Toilet bowl cleaner, 6. Laundry pods, 7. Cleaning wipes, 8. Air freshener

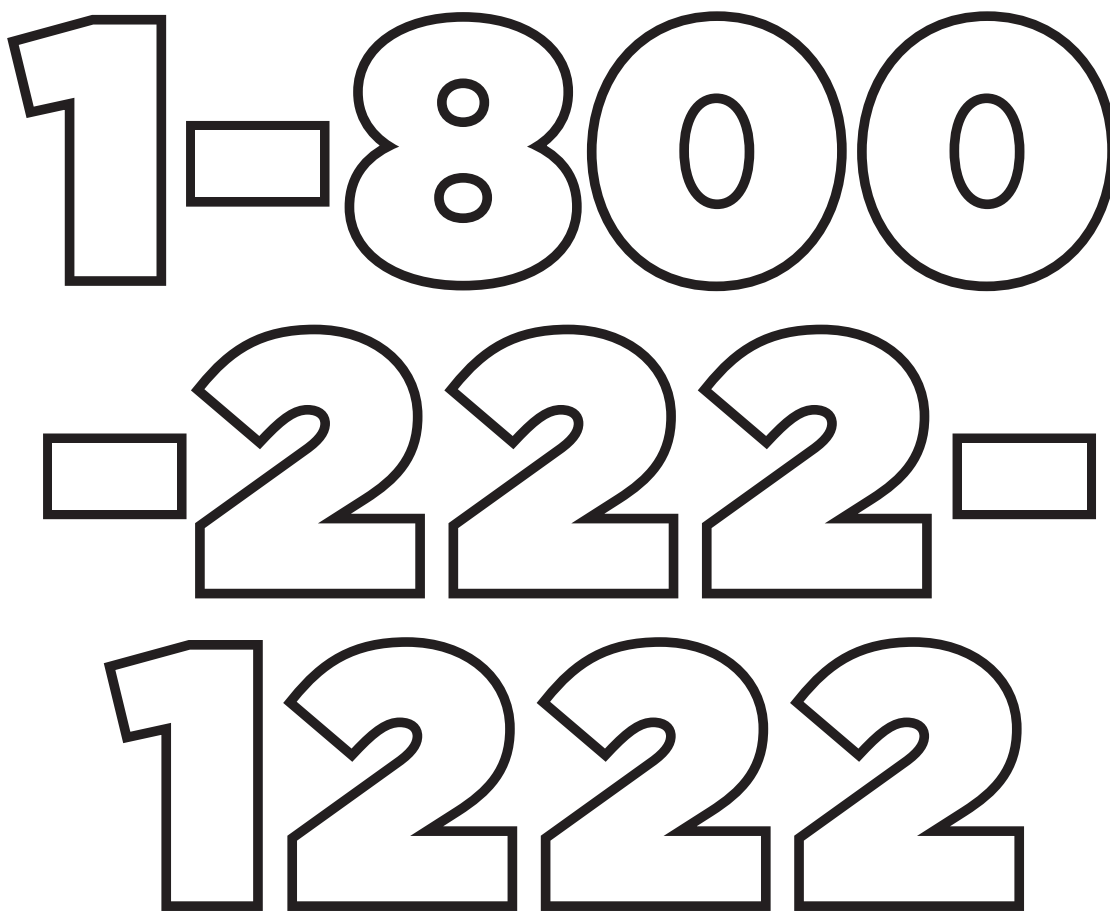
Don't pick or eat anything from a plant, no matter how good it smells or looks.

Color the pretty plants you may find outdoors. It's hard to tell which are poisonous and which are not, so it's best not to touch.



Know your numbers!

Color the phone number for the Poison Center.



Trace the phone number.

1-800-222-1222

Practice writing the phone number.



Check your home for poisons!



- Save the Poison Center phone number in your phone: **1-800-222-1222**.
- Teach everyone in your house how to call the Poison Center.
- Take a walk with your child around your home and see if together you can find places where poisons may be hiding.
- Lock away items that you think may not be safe for your child.

outdoors



- Check for bee and wasps nests and ant mounds often.
- Clean up any piles that could attract snakes and or spiders that may be unsafe.
- Keep grass cut low so that animals that can sting or bite you cannot hide there.

bathroom



- Throw away old or expired medications. Call your local poison center at 1-800-222-1222 to find out safe ways to throw out medications.
- Keep medicines in containers they came in.
- Lock away items that are unsafe for children. Some unsafe items could be soaps, make-up, nail cleaners and nail polish.

garage



- We keep many unsafe items in the garage. Teach your child that they should only go in the garage with an adult.
- Make sure to keep all items you feel may be unsafe locked away from your children.
- Unsafe items could include gas, pesticides, fertilizer, pain, etc.

alcohol & tobacco



- Beer and wine can be dangerous to small children. Keep open drinks in your hand or away from your child's reach.
- Keep all cigarettes and items containing nicotine (the chemical in cigarettes) out of reach of your child. Nicotine can make your child very sick.

kitchen



- Lock away items that could be unsafe for your children such as cleaners and soaps.
- Place all medicines out of sight and out of reach of your children.
- Put in child safety latches/locks on all drawers or cabinets where you keep cleaners and other chemicals.
- Keep all of your food away from cleaners and other chemicals.

laundry



- Lock away items that could be unsafe for your children. Some unsafe items could be cleaners, bleach and soap.
- Keep laundry products in containers they came in.

**POISON
HELP**
1-800-222-1222



**Oklahoma
Poison Center**

Treatment, Education, Prevention



In case of a possible poisoning

If you think that a child may have gotten into an item that is unsafe, ALWAYS:

- Take the child away from the item or room.
- Try to see what the product is.

After the emergency actions, call 1-800-222-1222.

Interpreters able to help all non-English-speaking callers.